

Firma / Company :

Distribution

Gerätetyp / Type : DT6018
 Artikelnr. / Part-No. : 1830995
 Zeichnungsnr. / Drawing-No. : 15.2969.500-00
 Datum / Date : JUL.27.2009

Sachbearbeiter Verkauf / Contact Sales : Werk
 Sachbearbeiter Mechanik / Contact Mech. Eng. : FEWHJG
 Sachbearbeiter Elektronik / Contact Elec. Eng. : FESINL
 Freigabe App. / Approved App. : FEPAZH
 Freigabe / Approved : FELCCH

Wir bitten Sie, ein Exemplar mit Freigabevermerk an uns zurückzusenden. Sollten Sie dieser Spezifikation nicht unverzüglich widersprechen, gilt die Zustimmung und Fertigungsfreigabe auf Grundlage dieser Spezifikation als erteilt.

We may ask you to return one signed copy of this specification for our records as having your approval. Unless you do not enter your objection to the latest specification issue without delay, your acceptance and release for production on the basis of this specification is deemed to be given.

Kundenfreigabe / Customer Release:

Datum / Date:

Unterschrift / Signature:

Index / Rev.	Datum / Date	Name	Einzelheit / Detail
①	2009/07/27	Norman work	MR2009-1-1984 delete sign for polarity of the lead
⑨	2010/01/27	Kuhn	Eco/ Design added, see point 8. Bottom inscription changed to 15....
⑩	2010/11/05	Kuhn	Stand-by power consumption changed to 0,3 W, see point 6.2.3.
①	2011/08/17	Simon Liang	MR2011-1-1720:Delete EN55014, EN55014-1
①	2012/03/06	Kuhn	Printing for folding box added, see point 4.1.

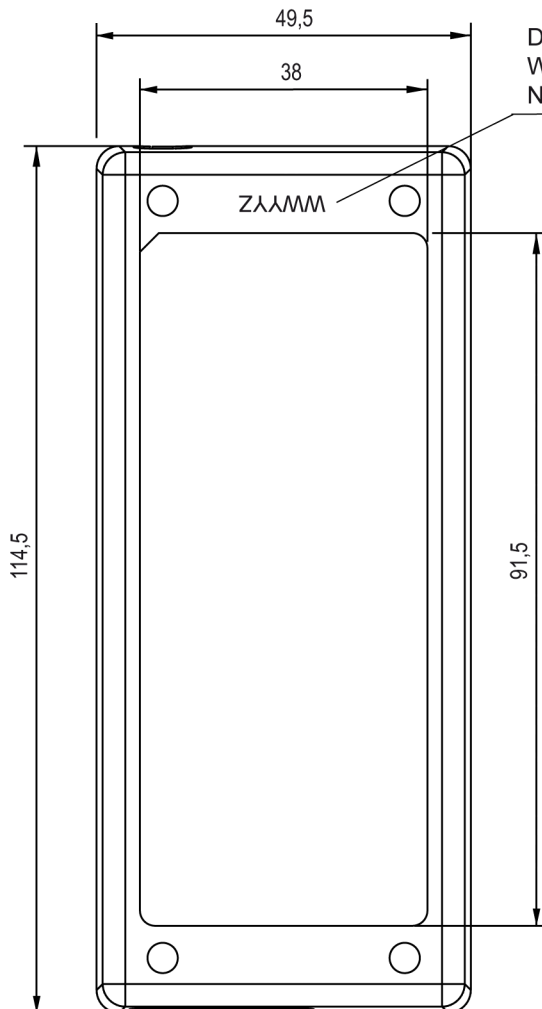
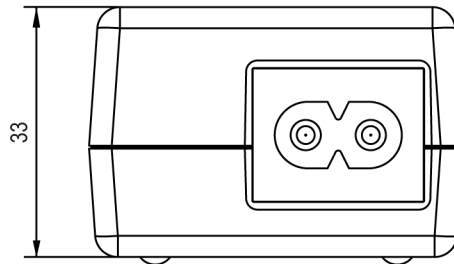
Geschäftssitz / Headquarter
 FRIWO Gerätebau GmbH
 Von-Liebig-Straße 11
 D-48346 Ostbevern
 Tel +49 2532/ 81-0
 Fax +49 2532/ 81-112
 www.friwo.de
 WEEE-Reg.-Nr. DE 70846847

Geschäftsführung / Management Board
 Felix Zimmermann
 Peter Vogt
 Klaus Schilling
 St.-Nr. 346/5840/0923
 Finanzamt Warendorf
 USt.-Ident.-Nr. DE811114890
 Amtsgericht Münster
 HRB 9325

Bankverbindung / Bank Details
 Sparkasse Münsterland-Ost
 BLZ 400 501 50 (EUR) Kto. 5 000 526
 IBAN DE42 4005 0150 0005 0005 26
 BLZ 400 501 50 (USD) Kto. 86 0000 23
 SWIFT WELADED1MST
 Commerzbank AG, Frankfurt a. M.
 BLZ 500 400 00 Kto. 5 811 419
 IBAN DE05 5004 0000 0581 1419 00


1 Gehäuse / Housing:

Gehäusotyp / housing-typ: DT60
 Material: PC / ABS V0 125 C
 Farbe Boden/ bottom colour: schwarz / black
 Farbe Deckel/ cover colour: schwarz / black



Datumscode/ date-code "WWYYZ"
 W=Woche/ week Y=Jahr/ year Z=Fertigungsstätte/ Factory code
 Note: without/ ohne mark = FRIWO Gerätebau GmbH Germany

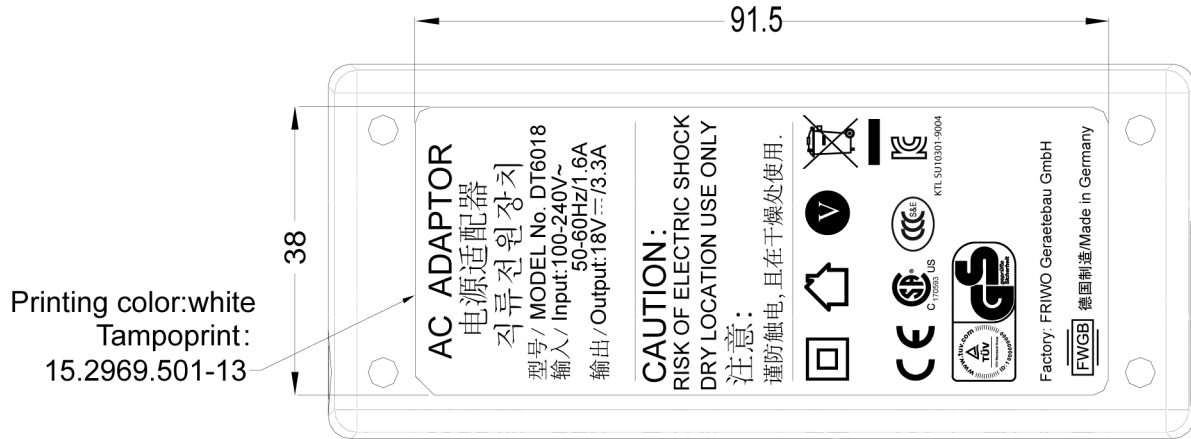
Schriftfelder vertieft /
 Inscription fields deepened



2 Gehäuseaufschriften / Housing labelling:

2.1 Bodenbeschriftung / Bottom labelling

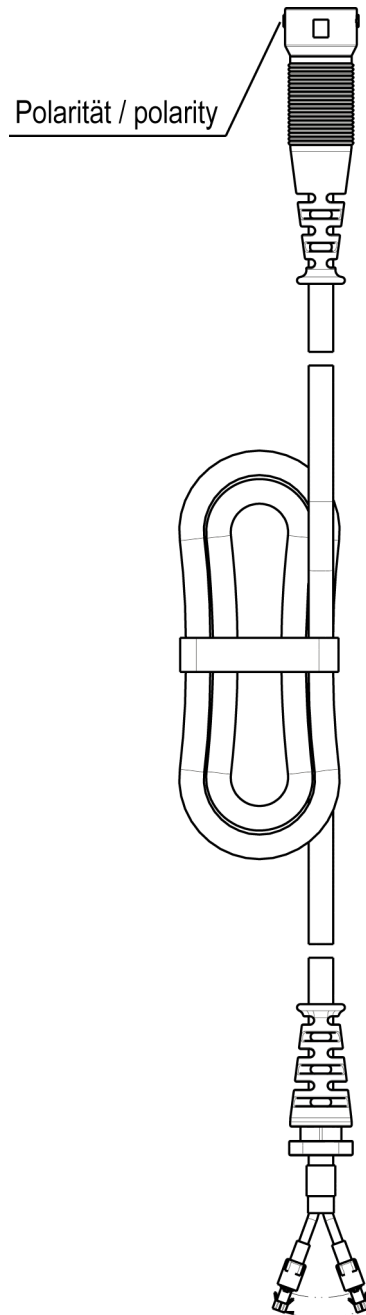
2.1.1



3 Leitungen / Leads:

- 3.1 Ausgangsleitung / output lead: 10.5567.303-190
Länge / length: 1830 mm
Querschnitt / cross section: 2XAWG16
Farbe / colour: schwarz / black

Polarität / polarity:



4 Verpackung / packaging:

4.1 Einzelverpackung / individual packaging: 11.0817.056-30

mit Beschriftung * / with printing *

* AC/DC ADAPTER
SPEC.-NO.: 15.2969.
PART.-NO.: 1830995
OUTPUT: 18V DC/ 3,3A
INPUT: 100-240V AC

4.1.1 Aussenabmessungen / Outer dimensions: 133mm x 90mm x 66mm

4.2 Sammelverpackung / bulk packaging: 56 er UMKARTON / Carton 56

4.2.1 Aussenabmessungen / Outer dimensions: 433mm x 338mm x 344mm

4.3 Anzahl der Geräte pro Umkarton / amount of units per master carton: 50

4.4 Gewicht pro Stück / weight per unit: 250 g

4.5 Lagertemperatur / storage temperature: -10°C - +70°C / 10 to 95 rel. hum.

5 Allgemeine Prüfbedingungen / General test conditions:

- 5.1 In einem Bereich der Umgebungstemperatur von 0°C bis +40°C bei 95% relativer Luftfeuchte, keine Betauung, muss die einwandfreie Funktion des Gerätes gewährleistet sein.

Within an ambient temperature range from 0°C to +40°C at 95% relative humidity, no condensation, the faultless function of the unit must be guaranteed.

6 Elektrische Prüfbedingungen / electrical tests:

6.1 Alle nachstehend aufgeführten Werte werden bei +25°C Raumtemperatur und nach 15 Minuten Einschaltdauer gemessen.

All values listed below are measured at an ambient temperature of +25°C and after 15 minutes of operation.

6.2 Eingangsdaten / Input data:

6.2.1 Nenneingangsspannung : 100-240V AC +10/-10%
Nominal input voltage : 100-240V AC +10/-10%

6.2.2 Nenneingangsfrequenz : 50-60Hz
Nominal input frequency : 50-60Hz

6.2.3 Leerlaufleistungsaufnahme bei U_E : 115 VAC, 230V AC : $\leq 0.5W$
Stand-by power consumption at U_{in} : 115 VAC, 230V AC : $\leq 0.5W$

6.3 Ausgangsdaten / Output data

Messaufbau siehe / Measuring setup see <http://www.friwo.de>

6.3.1 Ausgangsspannung: U_A : 18V DC +5% / -5% U_{Br} : $\leq 250mV_{ss}$
Nominal output voltage: U_{out} : 18V DC +5% / -5% U_{Br} : $\leq 250mV_{pp}$

Add 0.1uF/50V ceramic capacitor and 47uF/35V aluminum electrolytic capacitor across the output terminal. Measured with 20MHz Bandwidth Oscilloscope.

6.3.2 Nennausgangsstrom : I_A : 3300mA
Nominal output current : I_{out} : 3300mA

6.4 Efficiency Efficiency can meet energy star level "V" ($\geq 87\%$).

6.5 Hold-up time:

The minimum hold-up time shall be 8ms when the power supply operate at 100Vac/60Hz and full load.

6.6 Over voltage protection

When the fault is happened, the unit will be protected, this will not affect the performance.

6.7 Over temperature protection

When atmosphere's temperature in housing achieve about 105 degree, the unit will be protected, after cooling and power on again, the unit will operate normally.

6.8 Short circuit protection

When output is short, the unit will be protected, this will not affect the performance.

7 Sicherheitsanleitung / Safety details:

Sicherheitsaufbau nach / Safety-standard: EN60950-1
acc. to

Schutzklasse / Protection class : II

Trennung (prim.-sek.) : Galvanisch durch Wandler

Separation (prim.-sec.) : Galvanic by transformer

Kriech- und Luftstrecken / Creepage distance and clearance : \geq Kr : 6.4mm, Lu : 4mm ; Cr : 6.4mm, Cl : 4mm

Ableitstrom : I Ableit \leq 250 μ A
Gemessen nach EN60950-1 siehe www.friwo.de

Leakage current : I leak \leq 250 μ A
According to EN60950-1 see www.friwo.de

Hochspannungstest / High-voltage test : \geq 3kVac

Anwendungsbereich : Einrichtungen der Informationstechnik, einschließlich elektrische Büromaschinen

Range of application : Information Technology Equipment including electrical office equipment

Umgebungstemperatur / Ambient temperature range : 0°C bis / to +40°C

8 CE-Konformitätserklärung / Declaration of Conformity

Wir, der Hersteller, erklären hiermit, dass das Produkt: /
We, the manufacturer, hereby confirm, that the product:

Gerätetyp / Type:	DT6018
Artikel-Nr. / Part-No.:	1830995
Zeichnungs-Nr. / Drawing-No.:	15.2969.500-00

weitere Merkmale /
additional information:

mit der beiliegenden Beschreibung die Anforderungen der Niederspannungsrichtlinie 2006/95/EG, der EMV-Richtlinie 2004/108/EG und Öko-Design Richtlinie 2009/125/EG erfüllt.

with the enclosed description fulfils the requirements of the Low Voltage Directive 2006/95/EC, the regulations of the EMC Directive 2004/108/EC and the eco design Directive 2009/125/EC.

Das Gerät entspricht der / *The unit corresponds to:*


a) Niederspannungsrichtlinie / <i>Low Voltage Directive</i>	b) EMV-Richtlinie / <i>EMC Directive</i>	c) Öko Design / <i>ECO Design</i>
<input type="checkbox"/> EN 60950-1 01/2011	<input type="checkbox"/> EN 61000-3-2 06/2011 <input type="checkbox"/> EN 55022 05/2008	<input type="checkbox"/> Step 2

Ausstelldatum / *Date of issue:* 20.09.2010



Quality Manager

i. A. Klaus Dieter Bischoff



FRIWO Gerätebau GmbH
 Von-Liebig-Straße 11
 48346 Ostbevern



Firmenstempel / Company stamp

Manager Product Design FPS i. V. Armin Wegener

9 Links & Miscellaneous

EMC-specification

9.1 Noise-suppressed: acc. to EN55022/B and FCC rules 15,class B.

9.2 Harmonic current emissions acc. to EN 61000-3-2

9.3 Immunity to electrostatic discharge (ESD): acc. to EN 61000-4-2

Discharge characteristic	Test level	Assessment criteria U _{in} 120Vac	Assessment criteria U _{in} 230Vac
Air discharge	±8KV	B	B
Contact discharge	±4KV	B	B
Indirect discharge	±8KV	B	B

9.4 Immunity to radiated electromagnetic field: acc. to EN 61000-4-3 Test characteristic: 80 - 1000 MHz; 80% AM (1 kHz)

Test level	Assessment criteria
3V/m	A

9.5 Immunity to fast electric transients (burst): acc. to EN 61000-4-4

Coupling	Test level	Assessment criteria U _{in} 120Vac	Assessment criteria U _{in} 230Vac
AC-input	2KV	A	A
DC-output (capacitive clamp)	1KV	A	A

9.6 Surge capability: acc. to EN 61000-4-5

Surge voltage	Assessment criteria U _{in} 120Vac	Assessment criteria U _{in} 230Vac
1KV	B	B

9.7 Immunity to conducted disturbances, induced by radio frequency fields: acc. to EN 61000-4-6 Test characteristic: 0.15 – 80MHz; 80% AM (1 kHz)

Test level	Assessment criteria
3V	A

9.8 Immunity to voltage dips, short interruptions and voltage variations.

9.8.1 Test acc. to EN 61000-4-11 Test performed at $U_{in} = 230VAC / 120VAC$

Voltage dips

Test level $\%U_N$	Voltage dips and short interruptions $\%U_N$	Duration time of voltage Dips (in half sine)	Test result U_{in}	Test result U_{in}
			120Vac	230Vac
0	100	0.5	A	A
40	60	1	A	A
		5	B	A
		10	B	A
		25	B	A
		50	B	A

Voltage variations

Test level	Duration to decrease the voltage	Duration of the decreased voltage	Duration to increase the voltage	Test result U_{in} 120Vac	Test result U_{in} 230Vac
40% U_N	2s±20%	1s±20%	2s±20%	B	B
0% U_N	2s±20%	1s±20%	2s±20%	B	B

9.9 Assessment criteria

- a. Agreed operational behaviour within the specified limits.
- b. Time limited functional diminishment of malfunction during the tests is permitted. The function is self-reactivated by the unit following completion of the tests.
- c. Malfunction is permitted. The function can be reactivated either by reconnection to the mains or by operator intervention.